

ALUK[®]

58BD Entrance Door

POPULAR
RELIABLE
SECURE



Arkay Windows is a specialist large-scale fabricator with over 45 years experience based in Watford, North West London.

Through growth built on putting our customers first, we have risen to supply some of the country's biggest retail companies, contractors and commercial installers.

 **Arkay Windows**



Watford: 01923 803 923
London: 020 8889 6821

58BD@arkaywindows.com
arkaywindows.com

Aluk 58BD Entrance Door V2

 **Arkay Windows**

58BD ENTRANCE DOOR

Available in a wide range of styles and formats, our stylish aluminium Entrance door system is suitable for both light and medium-duty use. Designed with security and flexibility front of mind, every door in the range is available in single and double configurations making them ideal for almost any application.

DESIGN FEATURES

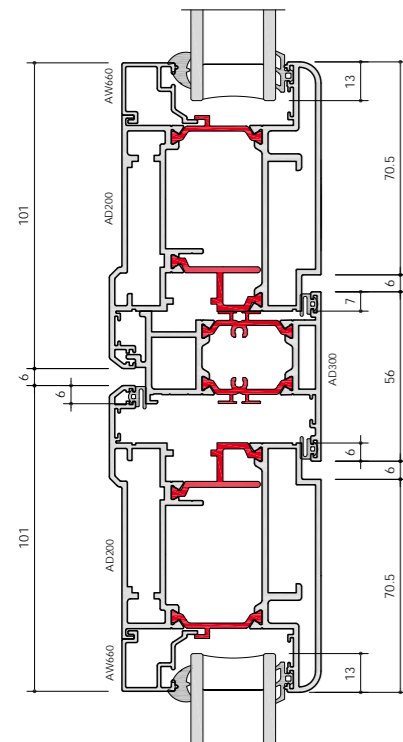
- Certified under the Secured By Design scheme
- Tested to PAS 24
- Multi-point locking mechanism

OPTIONS

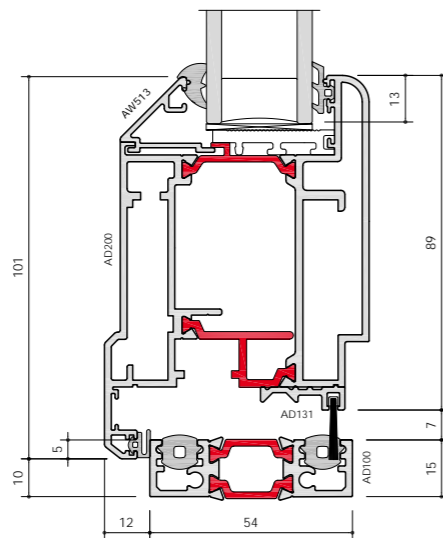
- Glazing 24mm – 40mm
- 58mm or 70mm frame depth to accommodate varying types of applications
- Low threshold option for Part M – Building regulation
- Available in a range of single or dual colour and anodised finishes
- Available for new build or refurbishments
- Available in single or double door configuration



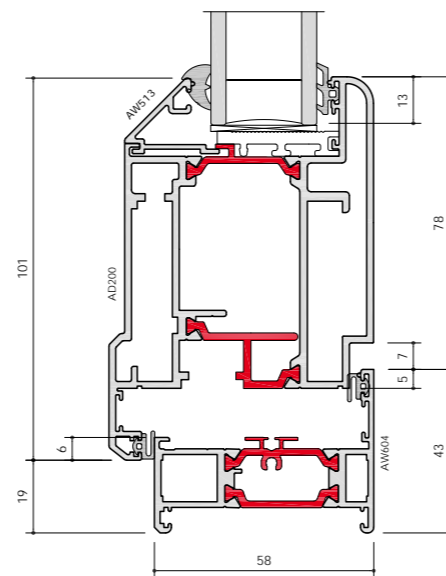
Meeting Stile Detail



Cill Detail Low Threshold



Cill Detail Standard Threshold



SPECIFICATIONS

PERFORMANCE & ACCREDITATION	SINGLE OPEN IN	SINGLE OPEN OUT	DOUBLE OPEN IN	DOUBLE OPEN OUT
Air permeability	Class 4 (600 Pa)	Class 4 (600 Pa)	Class 2 (300 Pa)	Class 2 (300 Pa)
Water penetration	Class 3a (100 Pa)	Class 7a (300 Pa)	Class 7a (300 Pa)	Class 9a (600 Pa)
Wind resistance	Class A3 (1200 Pa)	Class AE2400 (2400 Pa)	Class A2400 (2400 Pa)	Class A2400 (2400 Pa)
Building regulations part L compliant	✓	✓	✓	✓
Building regulations part M compliant	✓	✓	✓	✓
Acoustic performance (dB)	npd	npd	npd	npd
•U-value (double glazing)	1.7 W/m ² K	1.7 W/m ² K	1.7 W/m ² K	1.7 W/m ² K
†U-value (triple glazing)	1.4 W/m ² K	1.4 W/m ² K	1.5 W/m ² K	1.5 W/m ² K
Fire (EN1631-3)	npd	npd	npd	npd
Smoke (EN1631-3)	npd	npd	npd	npd
Security	PAS 24	PAS 24	PAS 24	PAS 24
3rd party certification	Q-mark	Q-mark	Q-mark	Q-mark
Secured by design	Yes	Yes	Yes	Yes
Durability EN1191 category	50,000 Cycles	50,000 Cycles	50,000 Cycles	50,000 Cycles

SYSTEM DEPTH

Units (mm)	58mm and 70mm	58mm and 70mm	58mm and 70mm	58mm and 70mm

DESIGN FEATURES

Thermally broken	✓	✓	✓	✓
Low threshold	✓	✓	✓	✓
Panel door	✓	✓	✓	✓
Feature design - rounded contours	✓	✓	✓	✓
Sightline (Head)	120mm	120mm	120mm	120mm
Sightline (Cill)	111mm	111mm	111mm	111mm
Sightline (Jamb)	120mm	120mm	120mm	120mm
Sightline (Meeting Stile)	208mm	208mm	208mm	208mm

HARDWARE

Multi-point locking	✓	✓	✓	✓
Barrell hinges	✓	✓	✓	✓

FINISHES

Single colour	✓	✓	✓	✓
Dual colour	✓	✓	✓	✓
Textured	✓	✓	✓	✓

MAXIMUM SIZES AND WEIGHTS

Maximum door leaf size	1200mm x 2400mm	1200mm x 2400mm	1200mm x 2400mm	1200mm x 2400mm
Maximum door leaf weight	90 kg	90 kg	90 kg	90 kg
Maximum glazing thickness	24mm - 40mm	24mm - 40mm	24mm - 40mm	24mm - 40mm

APPLICATIONS

New build	✓	✓	✓	✓
Refurbishment	✓	✓	✓	✓

• U-Value (Double Glazing) - Single Doors are calculated using EN ISO 10077 - Part 2, 1000mm x 2180mm Single Door with Ug: 1.0 W/m²K using AW604 outerframe and AD200/AD201 vent. Double Doors are calculated using EN ISO 10077 - Part 2, 2000mm x 2180mm Single Door with Ug: 1.0 W/m²K using AW604 outerframe and AD200/AD201 vent.
 † U-Value (Triple Glazing) - Single Doors are calculated using EN ISO 10077 - Part 2, 1000mm x 2180mm Single Door with Ug: 0.7 W/m²K using AW604 outerframe and AD200/AD201 vent. Double Doors are calculated using EN ISO 10077 - Part 2, 2000mm x 2180mm Single Door with Ug: 0.7 W/m²K using AW604 outerframe and AD200/AD201 vent.